

SIGN LANGUAGE

BEST TIPS

EAT/FOOD

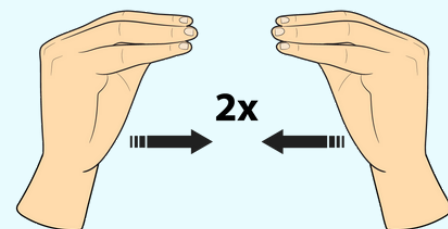


START WITH THE NEED

Young Children: Start with meeting their needs. Meal time gives you an opportunity to practice daily.

Older Children: Begin with daily routine signs.

MORE



Pro Tip

In ASL there are noun/verb pairs. Eat is a verb and is signed 1x. Food is a noun and is signed 2x.

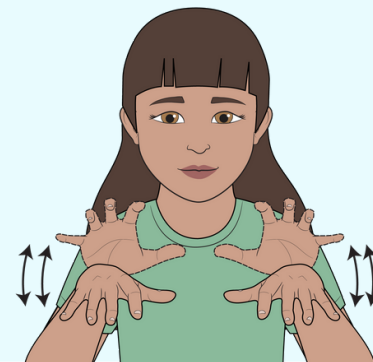
SPIDER



FINGER PLAY

When using finger play or hand gestures, incorporate signs as much as possible. This gives children the added benefit of learning another language while engaging in fun activities with their hands and movement.


RAIN



Pro Tip

Let us lighten your load. Visit [ASLTeachingResources.com](https://www.aslteachingresources.com) for ready-to-use resources. Memberships gives you what you need fast! ♥

SUN 1



KEEP IT SIMPLE

Some signs vary and can even differ depending on where you live. We suggest using signs that little fingers can do and easily remember.

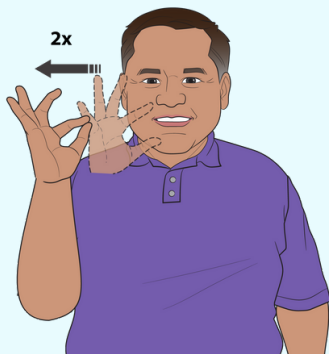
SUN 2



SIGN LANGUAGE

THE EASY WAY


CAT



SPEAK & SIGN

Using signs alongside spoken language can help children acquire new vocabulary quickly and easily.

CAR



Pro Tip

Using iconic signs gives better support to English learning, as it involves 3 styles of learning: Auditory, Visual, & Kinesthetic.

MOOD DOG



SELF-AWARENESS

ASL helps improve a child's social skills by guiding them to identify their emotions throughout the day. Children love using the "ASL Mood Dog". ♥

HAPPY



Pro Tip

As children become aware of their emotions, it is equally important to guide them on how to process and express those emotions in a healthy way.


WAIT



PEER-AWARENESS

Social communication skills are important for classroom management. ASL helps improve a child's social skills by targeting turn-taking and maintaining focus.

TOILET



SIGN LANGUAGE

NEXT STEPS

LABEL EVERYTHING

Make it easy on yourself and the kids by labeling everything. This will help with English and sign recognition. Encourage children to use signs during established quiet times.



Pro Tip

Get your home or classroom set up fast with our FREE step-by-step guide. We will answer 5 of the top questions, and you'll also receive bonuses to help you begin.


SIGN LANGUAGE in Your Classroom

Get Set up Fast
with CONFIDENCE!

FREE!

So **YOU** can know...

- ✓ WHAT TO DO
- ✓ WHERE TO START
- ✓ PLAN OF ACTION



bit.ly/ppt--sltips

